

Important Instructions for CCC Exam Registration

1. On clicking "Proceed for Registration" button on MSU CCC portal, you will find a new screen as shown below. You need to register first to fill the Application form. To register click on "New Registration" button.



The Maharaja Sayajirao University of Baroda

LOGIN

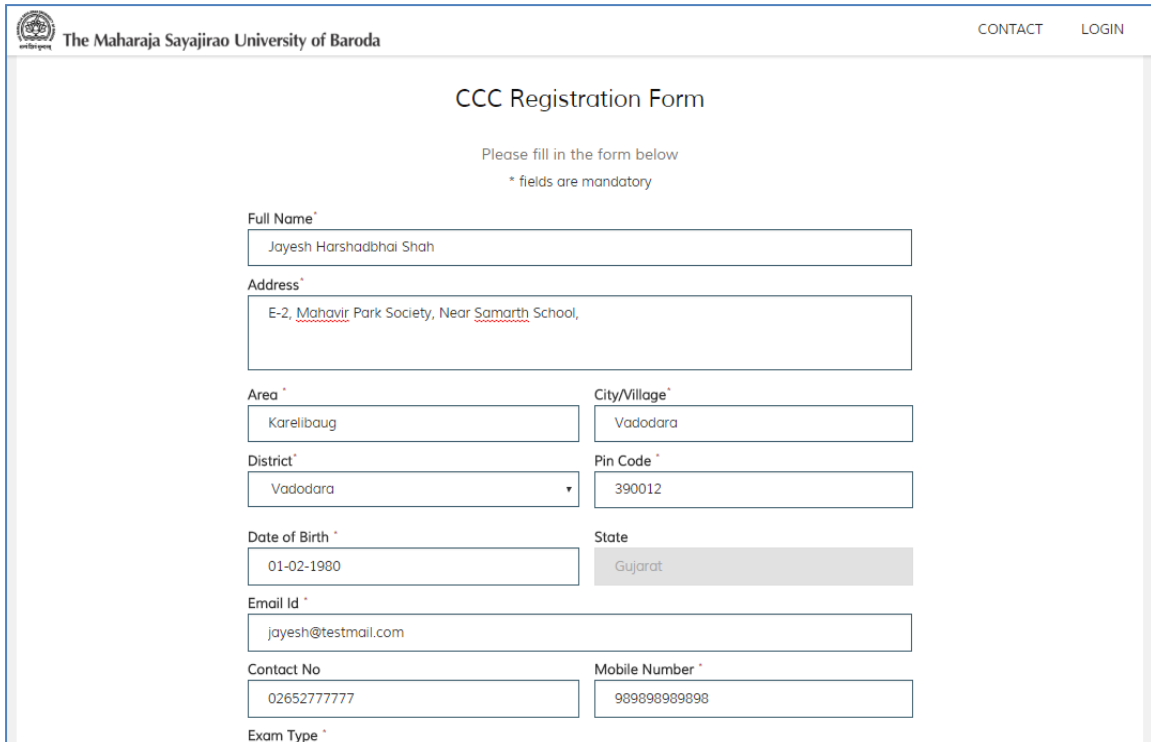
CCC Exam Registration

- Go through complete instructions for online CCC Exam Registration (Gujarati / English)

You have to register to fill the application form

New Registration

2. On clicking "New Registration" button a form will be displayed as shown below.



The Maharaja Sayajirao University of Baroda

CONTACT LOGIN

CCC Registration Form

Please fill in the form below
* fields are mandatory

Full Name *
Jayesh Harshadbhai Shah

Address *
E-2, Mahavir Park Society, Near Samarth School,

Area *
Karelibaug

City/Village *
Vadodara

District *
Vadodara

Pin Code *
390012

Date of Birth *
01-02-1980

State
Gujarat

Email Id *
jayesh@testmail.com

Contact No
0265277777

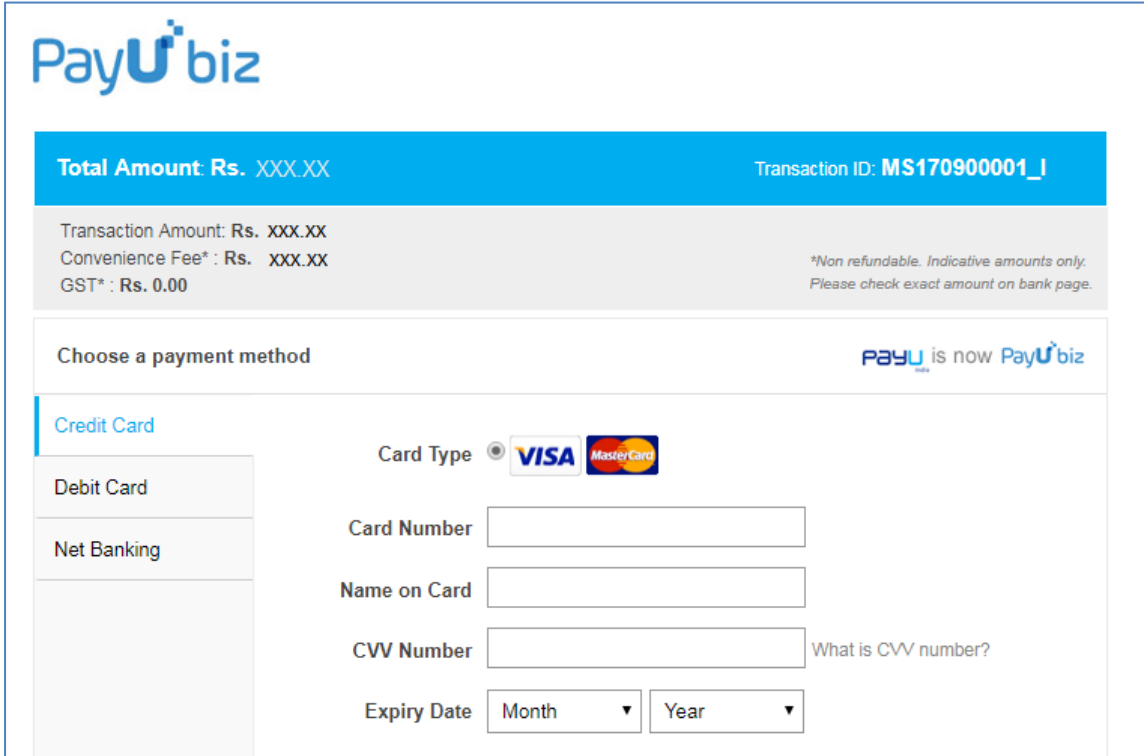
Mobile Number *
9898989898

Exam Type *

3. Please fill the Name (according to the Service Book), Birth Date, Mobile number, E-mail Address and other details available in the registration form properly. Check "Exam Type" has been selected properly or not? Please check the filled details twice. Then Click on Check box "I Agree the terms" and click on "Submit" button.

Important Instructions for CCC Exam Registration

4. On clicking the "Submit" button, you will be redirected to the Online Payment Page as shown below.



PayU biz

Total Amount: Rs. XXX.XX Transaction ID: **MS170900001_J**

Transaction Amount: Rs. XXX.XX
Convenience Fee* : Rs. XXX.XX
GST* : Rs. 0.00

**Non refundable. Indicative amounts only.
Please check exact amount on bank page.*

Choose a payment method PAYU is now PayU biz

Credit Card

Debit Card

Net Banking

Card Type VISA MasterCard

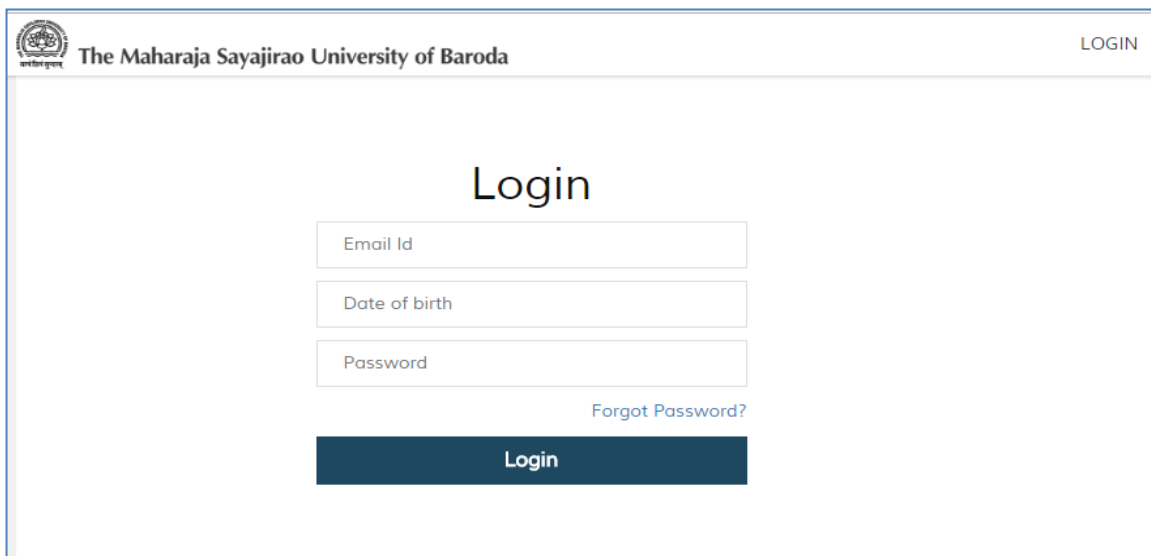
Card Number


Name on Card

CVW Number What is CVW number?

Expiry Date Month Year

5. Exam fees can be paid online using Debit card, Credit card or Net banking. Fee details are as below.
- For Theory and Practical both Exams: Rs. 200
 - For Theory Exam: Rs. 100
 - For Practical Exam: Rs. 100
6. If somehow you are not able to Pay the Online fees while Registration, later on you can login using your Email-ID, Date of Birth and Password and can make the Payment.



 The Maharaja Sayajirao University of Baroda LOGIN

Login

Email Id

Date of birth

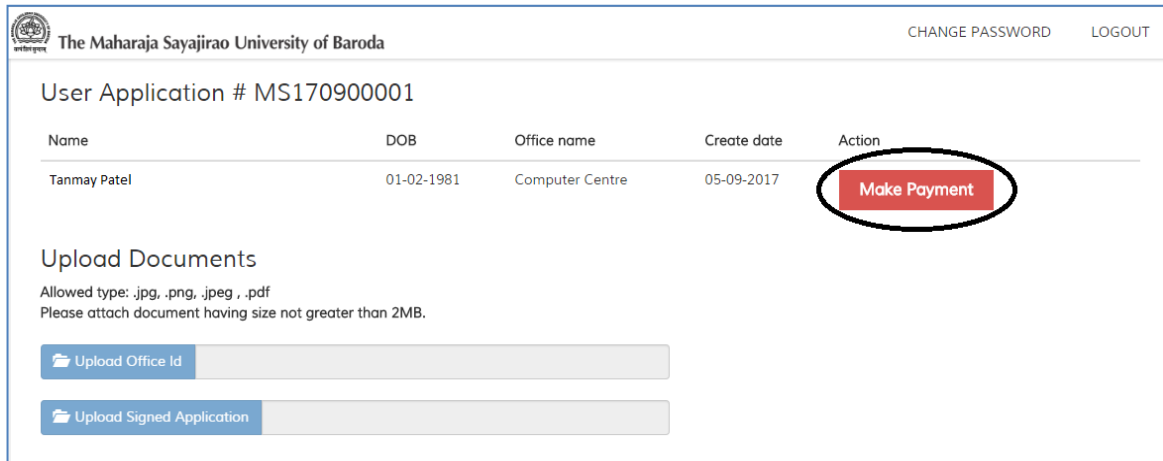
Password

[Forgot Password?](#)

Login

Important Instructions for CCC Exam Registration

7. Enter required details and click on "Login" button. On successful login you will be shown the below screen.



The Maharaja Sayajirao University of Baroda

CHANGE PASSWORD LOGOUT

User Application # MS170900001

Name	DOB	Office name	Create date	Action
Tanmay Patel	01-02-1981	Computer Centre	05-09-2017	Make Payment

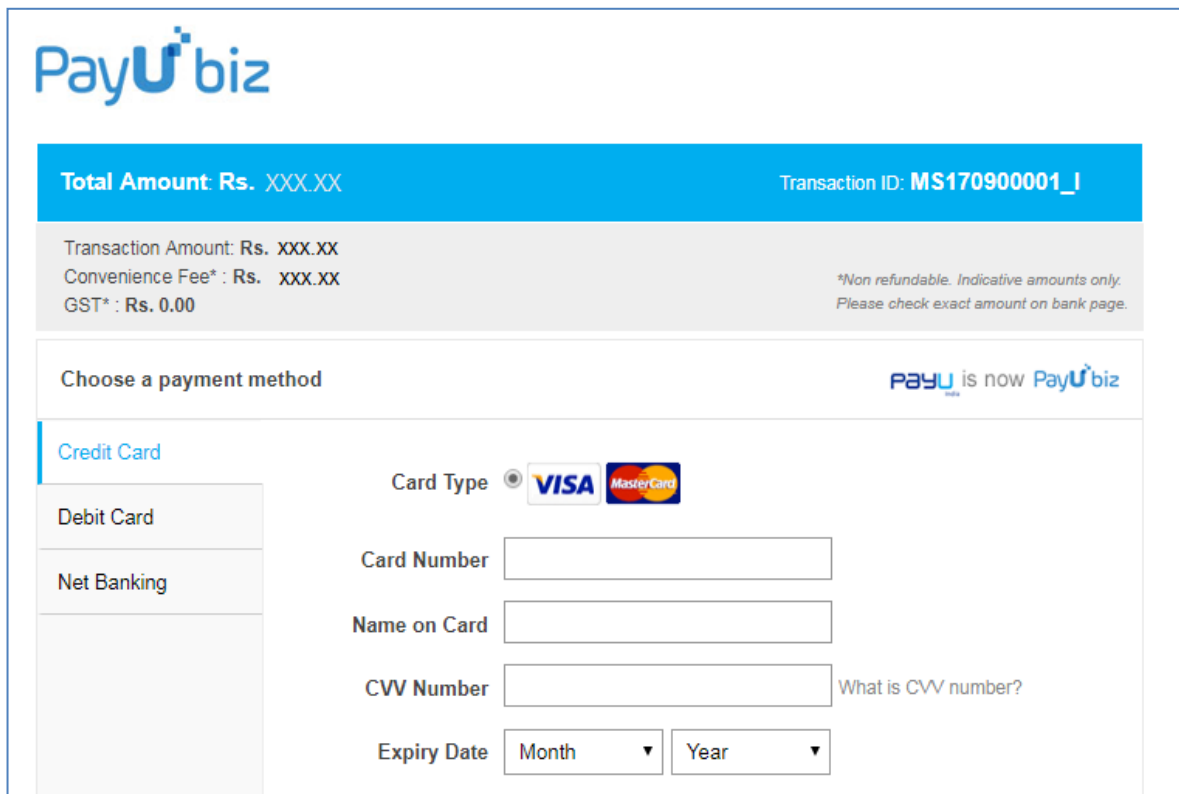
Upload Documents

Allowed type: .jpg, .png, .jpeg, .pdf
Please attach document having size not greater than 2MB.

Upload Office Id

Upload Signed Application

In above screen the "Make Payment" button in RED colour indicates that CCC Exam Fee Payment is not done. To pay the Exam fee online, Click on "Make Payment" button. It will display the Online fees payment Page as shown below.



PayU biz

Total Amount: Rs. XXX.XX Transaction ID: MS170900001_I

Transaction Amount: Rs. XXX.XX
Convenience Fee*: Rs. XXX.XX
GST*: Rs. 0.00

*Non refundable. Indicative amounts only.
Please check exact amount on bank page.

Choose a payment method

payu is now PayU biz

Credit Card

Debit Card

Net Banking

Card Type VISA MasterCard

Card Number

Name on Card

CVW Number What is CVW number?

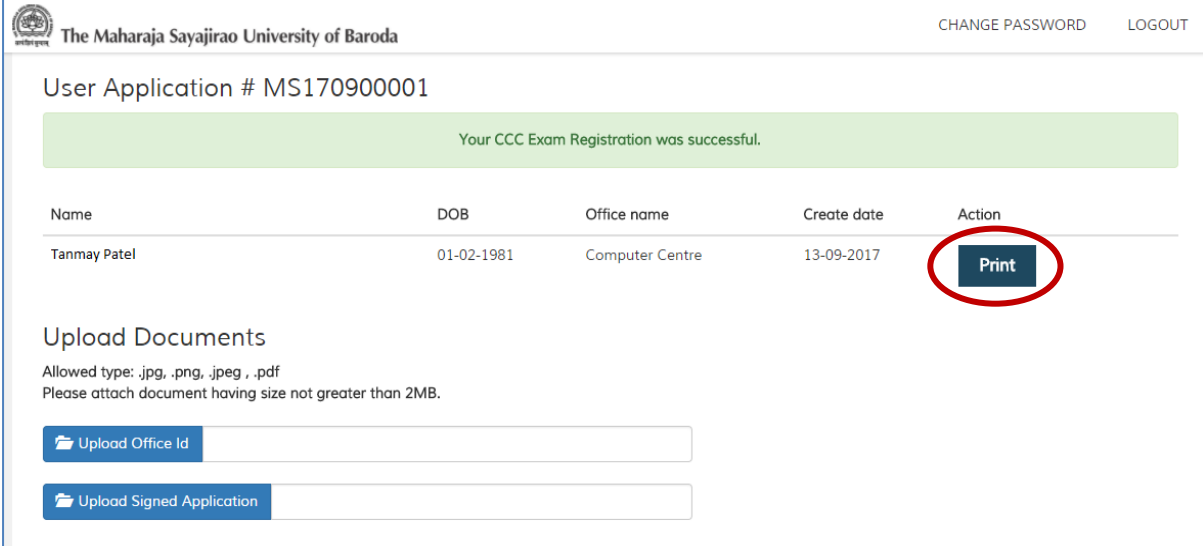
Expiry Date Month Year

Important Instructions for CCC Exam Registration

8. Fill the required details and pay the fees online.

NOTE: If it take long time while paying fees online, please do not retry again and again. Wait for some time and try later to pay the fees by using your login details.

9. On successful payment of the required fees it will display the screen as shown below.



The Maharaja Sayajirao University of Baroda

CHANGE PASSWORD LOGOUT

User Application # MS170900001

Your CCC Exam Registration was successful.

Name	DOB	Office name	Create date	Action
Tanmay Patel	01-02-1981	Computer Centre	13-09-2017	Print

Upload Documents

Allowed type: .jpg, .png, .jpeg, .pdf
Please attach document having size not greater than 2MB.

Upload Office Id

Upload Signed Application

10. Click on "Print" button as shown in above screen. On clicking "Print" button, it will show application in printable format as shown below.



The Maharaja Sayajirao University of Baroda

CCC Application Form-2016-17

Print

Application No : MS170900009

Candidate Name : krishna kumari

Exam type : Both

Department name : Computer Centre

Designation : Programmer

Institute / Office Name : Computer Centre

**APPLICATION FORM
PRINT OVERVIEW**

Office Details

Office Address : Pratapgunj, D N Hall

City : Vadodara

District : Vadodara

Phone No(Office) : 9898198981

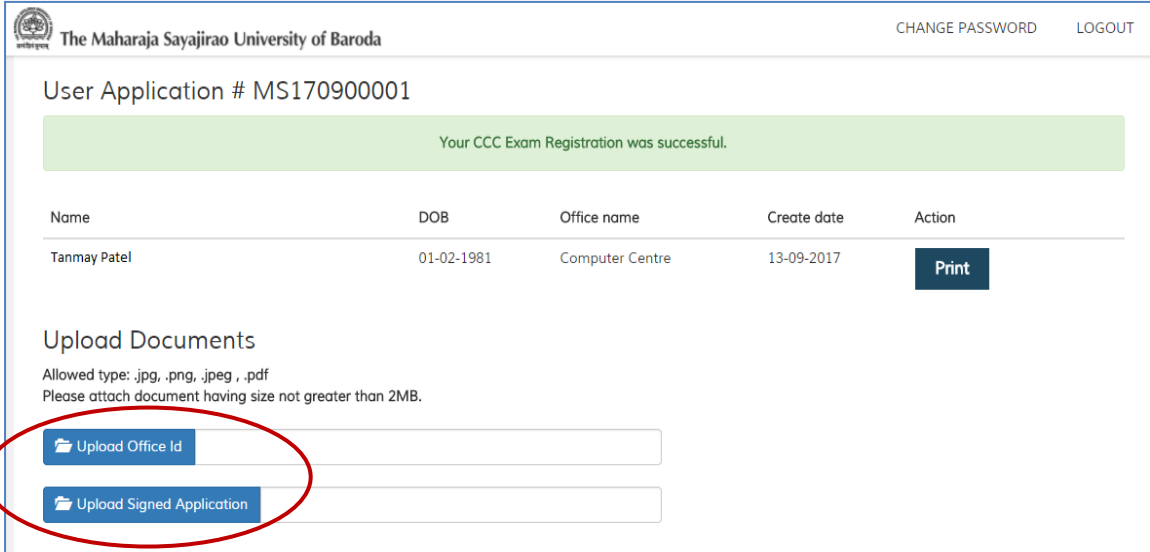
PIN Code : 390002

State : Gujarat

Personal Details

Important Instructions for CCC Exam Registration

11. Take Print out of the above screen. If photo is not visible properly in the printed Application form then affix latest passport size photographs in the space provided. You sign the application and get it Signed and Stamped from the Department head/higher authority in your office.
12. After completing the above process, scan the Signed and Stamped Application form. You need to upload this scanned Application form on the MSU CCC Exam Portal using your login details. You also need to upload your Office ID card. If Office ID card has not been issued by your office than any other Photo ID card as mentioned in the Application form (which supports your name in Service book) is required to be uploaded.



The screenshot shows the MSU CCC Exam Portal interface. At the top, it says "The Maharaja Sayajirao University of Baroda" with a logo on the left and "CHANGE PASSWORD" and "LOGOUT" on the right. Below this, it displays "User Application # MS170900001". A green banner in the center says "Your CCC Exam Registration was successful." Below the banner is a table with the following columns: Name, DOB, Office name, Create date, and Action. The table contains one row for "Tanmay Patel" with DOB "01-02-1981", Office name "Computer Centre", and Create date "13-09-2017". There is a "Print" button in the Action column. Below the table is a section titled "Upload Documents" with the text "Allowed type: .jpg, .png, .jpeg, .pdf" and "Please attach document having size not greater than 2MB." There are two upload buttons: "Upload Office Id" and "Upload Signed Application", both of which are circled in red in the image.

Name	DOB	Office name	Create date	Action
Tanmay Patel	01-02-1981	Computer Centre	13-09-2017	Print

13. The Application will be considered as **VALID** only if the required Application Fee and documents have been properly uploaded on the MSU CCC Portal by the candidate.
14. The incomplete application (if not uploaded properly with required Application fee and required documents) will be rejected.
15. For any query,
Contact us on Phone Number: (0265) 2795518
Write us on E-mail Address: ccc@msubaroda.ac.in
16. You are requested to regularly visit below MSU Websites for detailed schedule.
www.msubaroda.ac.in or ccc.msubaroda.ac.in/MSUCCC
17. Candidate will be informed for the CCC Exam schedule via **SMS** on the provided Mobile number.
18. During examination, candidate has to bring Office ID Card and License / Aadhar Card / Passport / Election Card / PAN Card (ANY ONE) without fail.